










1. I am a/an:

		Response Percent	Response Count
Student		15.6%	5
Classified Staff Member		21.9%	7
Part-Time Faculty		0.0%	0
Full-Time Faculty		31.3%	10
Administrator		31.3%	10
answered question			32
skipped question			0





2. Primary Campus:

		Response Percent	Response Count
Foothill		100.0%	31
Middlefield		0.0%	0
answered question			31
skipped question			1

3. Select all planning committees you were a member of in 2010-2011






		Response Percent	Response Count
PaRC		59.4%	19
Core Mission Workgroup (Basic Skills/Transfer/Workforce)		56.3%	18
Operations Planning Committee (OPC)		25.0%	8
ASFC		9.4%	3

6. To what degree have you seen Program Review integrated into the college planning process:




		Response Percent	Response Count
Not integrated at all		7.4%	2
Slightly integrated		22.2%	6
Moderately integrated		37.0%	10
Highly integrated		33.3%	9
		answered question	27
		skipped question	5

7. This year, the Core Mission Workgroups were created to serve as a clearinghouse for





8. Do you agree that the Core Mission Workgroups supported Student Learning Outcomes at the course and program level?

		Response Percent	Response Count
Disagree		11.1%	3
Slightly disagree		3.7%	1
Slightly agree		22.2%	6
Agree		40.7%	11
I was not a member of a Core Mission Workgroup		22.2%	6
answered question			27
skipped question			5





9. To what degree have you seen the core missions of Basic Skills, Transfer and Workforce integrated into the college planning process:

		Response Percent	Response Count
Not integrated at all		0.0%	0
Slightly integrated		22.2%	6
Moderately integrated		40.7%	11
Highly integrated		37.0%	10
answered question			27
skipped question			5





10. To what degree have you seen the Educational and Strategic Master Plan as informing the college planning process:

		Response Percent	Response Count
Not informing the process at all		11.5%	3
Slightly informing the process		26.9%	7
Somewhat informing the process		38.5%	10
Highly informing the process		23.1%	6
answered question			26
skipped question			6






11. Regarding resource and staffing requests, to what degree do you feel learning outcomes (SLOs, SAOs, or AUOs) were integrated into the allocation process:

		Response Percent	Response Count
Not integrated at all		22.2%	6
Slightly integrated		25.9%	7
Moderately integrated		40.7%	11
Highly integrated		11.1%	3
answered question			27
skipped question			5





12. Regarding resource and staffing requests, to what degree do you feel program review plans were integrated into the allocation process:

		Response Percent	Response Count
Not integrated at all		18.5%	5
Slightly integrated		14.8%	4
Moderately integrated		44.4%	12
Highly integrated		22.2%	6
answered question			27
skipped question			5





13. This year, Deans and ESMP Appendices plans (e.g. Equity Plan, Disability Support Programs & Services) were invited to present their goals and needs to PaRC. To what degree do you feel this informed PaRC about the planning and resource needs of these groups?

		Response Percent	Response Count
Not informative at all		7.4%	2
Slightly informative		11.1%	3
Moderately informative		18.5%	5
Highly informative		44.4%	12
I did not serve on PaRC		18.5%	5
answered question			27
skipped question			5

14. If you actively participated in a resource or staffing prioritization process (at a department, division, or committee level), indicate to what extent you felt adequately prepared in making a recommendation.

		Response Percent	Response Count
Not prepared at all		0.0%	0
Slightly prepared		21.4%	6
Moderately prepared		25.0%	7
Highly prepared		28.6%	8
(did not participate)		25.0%	7
answered question			28
skipped question			4

15. Thinking of your answer above, indicate which of the following would have helped you to feel more prepared, please check all that apply:

		Response Percent	Response Count
Further/clearer instructions		45.0%	9
Additional time		35.0%	7
Additional information or data		55.0%	11
Ability to ask questions of request makers		65.0%	13
Other (please specify)			3
answered question			20
skipped question			12

16. Thinking about the following aspects of planning, please indicate to what extent you agree with each of the following statements

	Strongly Agree	Agree	Neutral	Disagree	Strongly Disagree	Not Applicable	Response Count
The Integrated Planning and Budget structure was clear to me	18.5% (5)	37.0% (10)	25.9% (7)	7.4% (2)	7.4% (2)	3.7% (1)	27
Program Review instructions were clear	18.5% (5)	40.7% (11)	18.5% (5)	3.7% (1)	7.4% (2)	11.1% (3)	27
Program Review components were thorough	14.8% (4)	48.1% (13)	14.8% (4)	14.8% (4)	3.7% (1)	3.7% (1)	27
Adequate time was given to complete Program Review	11.1% (3)	22.2% (6)	25.9% (7)	22.2% (6)	7.4% (2)	11.1% (3)	27
Data provided was sufficient to complete Program Review	14.8% (4)	25.9% (7)	29.6% (8)	14.8% (4)	7.4% (2)	7.4% (2)	27
Program Reviews were used in decision making	25.9% (7)	37.0% (10)	22.2% (6)	3.7% (1)	11.1% (3)	0.0% (0)	27
Resource and staffing request forms were clear and simple to complete	18.5% (5)	29.6% (8)	33.3% (9)	14.8% (4)	0.0% (0)	3.7% (1)	27
Adequate time was given to complete resource and staffing requests	14.8% (4)	25.9% (7)	33.3% (9)	22.2% (6)	0.0% (0)	3.7% (1)	27
All members of your area were encouraged to be involved in planning	33.3% (9)	33.3% (9)	11.1% (3)	14.8% (4)	7.4% (2)	0.0% (0)	27
Discussion and decisions were data driven and supported by sound evidence	25.9% (7)	33.3% (9)	22.2% (6)	11.1% (3)	7.4% (2)	0.0% (0)	27
Overall I'm satisfied with the Integrated Planning and Budget structure	18.5% (5)	40.7% (11)	18.5% (5)	18.5% (5)	0.0% (0)	3.7% (1)	27
Other (please specify)							7
answered question							27
skipped question							5

17. This question only for members of PaRC (skip this question if not a member). Consider your experience on this planning committee. For each statement below please indicate to what extent you agree or disagree with each of the statements.

	Strongly Agree	Agree	Neutral	Disagree	Strongly Disagree	Response Count
Agendas and Minutes were distributed in a timely manner	85.7% (18)	14.3% (3)	0.0% (0)	0.0% (0)	0.0% (0)	21
Discussions usually followed the agenda	71.4% (15)	28.6% (6)	0.0% (0)	0.0% (0)		

18. Please give us any additional comments or information that can help to improve the Integrated Planning and Budget Structure.

	Response Count
	7
answered question	7
skipped question	25