

Empty rectangular box for text input.

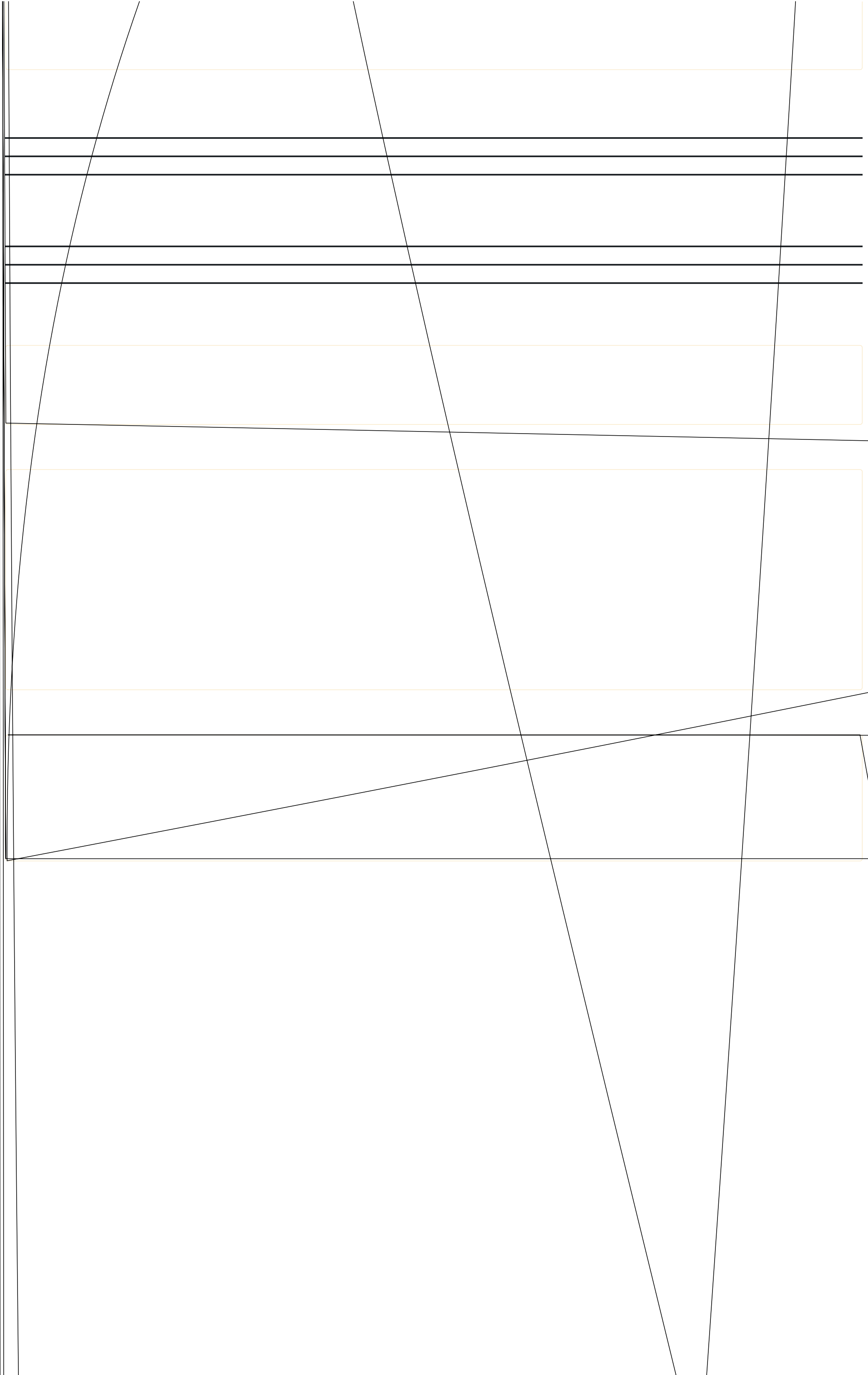
Empty rectangular box for text input.


Series of horizontal lines for text input.

Empty rectangular box for text input.

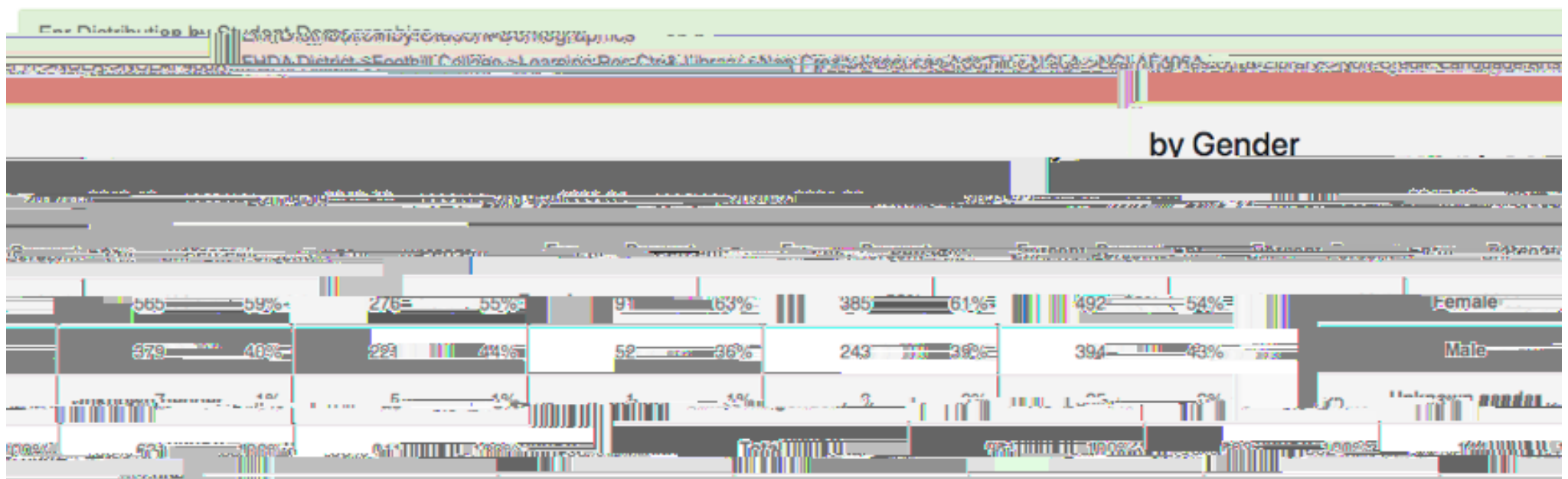
Empty rectangular box for text input.

Empty rectangular box for text input.





| | 2017-18 | 2018-19 | 2019-20 | 2020-21 | 2021-22 |
|-------------------------------------|-----------|-----------|-----------|-----------|-----------|
| English 1A General Headcount | 1,754 | 1,583 | 1,978 | 1,850 | 2,017 |
| # of students who came to the WIC | 740 (37%) | 535 (29%) | 303 (15%) | 264 (15%) | 271 (13%) |
| English 13 General Headcount | 1,805 | 1,528 | 1,535 | 1,491 | 1,296 |
| # of students who came to the WIC | 588 (33%) | 510 (30%) | 236 (15%) | 161 (15%) | 148 (16%) |
| Credit ESL Courses General | 357 (53%) | 221 (51%) | 78 (25%) | 47 (27%) | 51 (27%) |
| # of students who came to the WIC | 252 | 200 | 217 | 202 | 259 |



by Ethnicity

| | 2017-18 | | 2018-19 | | 2019-20 | | 2020-21 | | 2021-22 | |
|------------------|---------|---------|---------|---------|---------|---------|---------|---------|---------|---------|
| | Exc | Percent | Exc | Percent | Exc | Percent | Exc | Percent | Exc | Percent |
| Asian | 46 | 32% | 250 | 40% | 315 | 35% | 300 | 41% | 197 | 39% |
| Hispanic | 17 | 1% | 17 | 3% | 17 | 4% | 55 | 10% | 25 | 7% |
| Black | 2 | 1% | 17 | 3% | 36 | 4% | 22 | 2% | 12 | 2% |
| Native American | 0 | 0% | 1 | 0% | 1 | 0% | 1 | 0% | 0 | 0% |
| Pacific Islander | 0 | 0% | 9 | 1% | 8 | 1% | 17 | 2% | 5 | 1% |
| Unknown | 0 | 0% | 0 | 0% | 0 | 0% | 0 | 0% | 0 | 0% |

